

ESR view on equipment age and consequences of the economic crisis on radiology

COCIR 60th Anniversary Celebration, Nov. 14, 2019

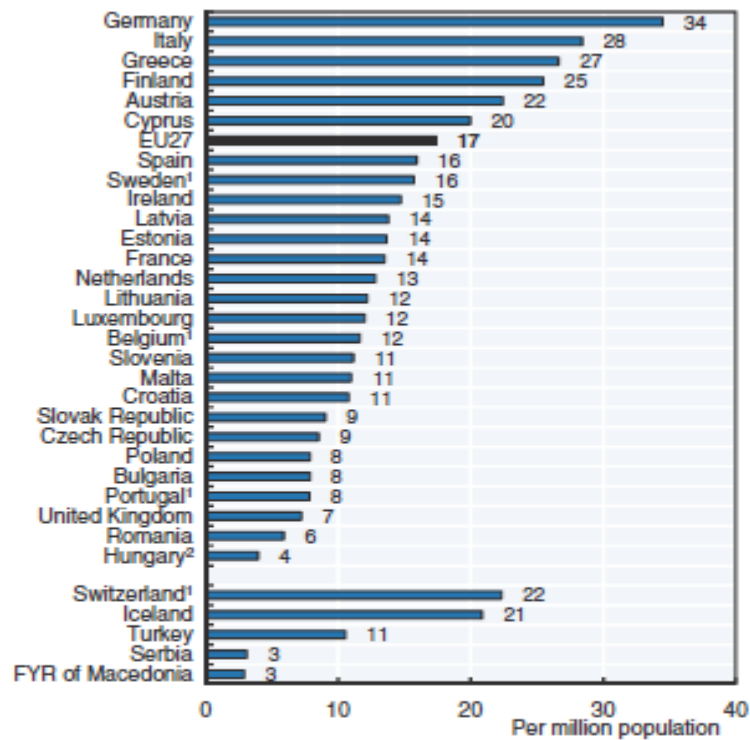
European Society of Radiology
Lorenzo E. Derchi
Chairman of the ESR Board of Directors

ESR – The world's biggest radiological society

- 120,300+ individual members from 183 countries
- 63 European and 51 non-European member societies
- Mission: to serve the healthcare needs of the general public
- Quality and safety in radiology high up on the agenda
- Interprofessional and international relations (incl. COCIR, IAEA, WHO)
- Annual meeting: ECR – European Congress of Radiology

Disparity of imaging equipment in Europe

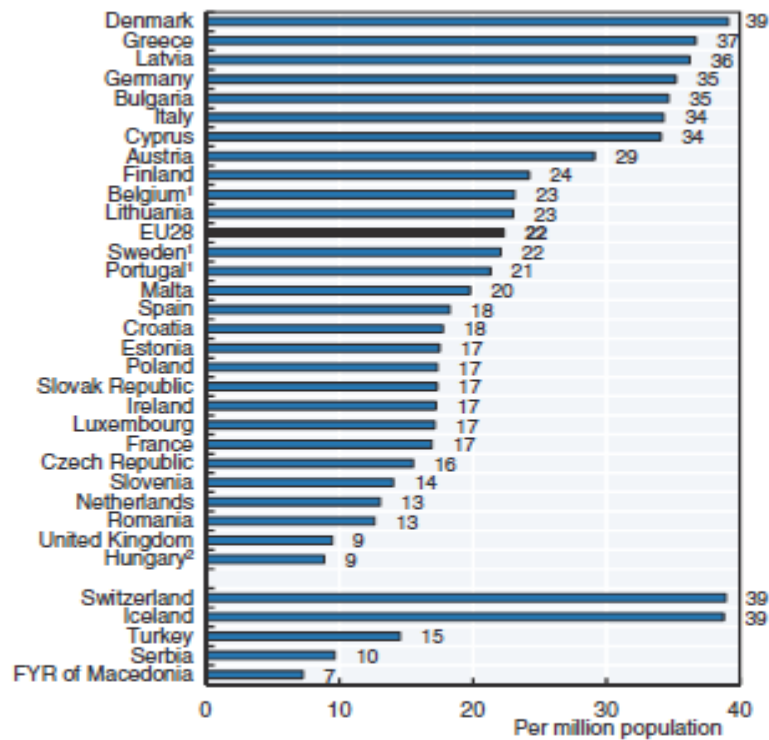
7.18. MRI units, 2016 (or nearest year)



1. Equipment outside hospital not included.
2. Only equipment eligible for public reimbursement.

Source: OECD Health Statistics 2018, <https://doi.org/10.1787/health-data-en>; Eurostat Database.

7.19. CT scanners, 2016 (or nearest year)



1. Equipment outside hospital not included.
2. Only equipment eligible for public reimbursement.

Source: OECD Health Statistics 2018, <https://doi.org/10.1787/health-data-en>; Eurostat Database.

Disparity of imaging equipment in Europe

7.18. MRI units, 2016 (or nearest year)



7.19. CT scanners, 2016 (or nearest year)



According to **COCIR 2019 age profile report**:

- Approx. 1/5 of the medical imaging equipment base in Europe is now more than ten years old
- In the last ten years, the number of countries meeting COCIR's 'Golden Rules' has not significantly improved
- The situation for CT and MRI has further deteriorated

Per million population

Per million population

1. Equipment outside hospital not included.
2. Only equipment eligible for public reimbursement.
Source: OECD Health Statistics 2018, <https://doi.org/10.1787/health-data-en>; Eurostat Database.

1. Equipment outside hospital not included.
2. Only equipment eligible for public reimbursement.
Source: OECD Health Statistics 2018, <https://doi.org/10.1787/health-data-en>; Eurostat Database.

ESR perspective on renewal of imaging equipment

- ESR fully recognises clinical importance of up-to-date equipment
- Equipment life cycles decreasing due to rapid technological advances
- Equipment <5 years old: state-of-art of technology and offers opportunities for economically reasonable upgrade measures
- Properly maintained equipment 6-10 y: still usable if properly maintained, but replacement strategy needed
- Equipment >10 y must be replaced
- ESR advocates annually updated 5-year plans
- Updating of CT and MR equipment base needed across Europe in the interest of our patients



ESR perspective on renewal of imaging equipment cont'd



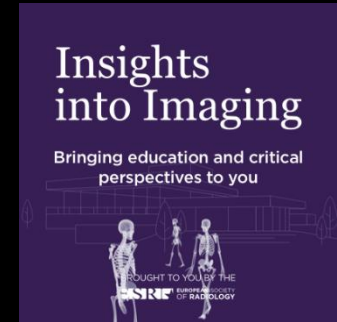
EuroSafe Imaging

- Technological advances allow tremendous increase in quality and safety in imaging
 - Improvement of detectors
 - Dose reduction software
 - AI solutions
- Thus, Europe's **equipment update policy must be safety driven!**
 - Need for a relevant plan
 - Important to develop key quality and safety indicators and supporting them through investing in education and training

The consequences of the economic crisis in radiology

ESR has investigated the effects of the economic crisis and published a paper in 2015, with the following findings:


- Reduction in turnover of imaging equipment
- Reductions of reimbursement for procedures
- Reductions in operating margins of the industry
- Contraction of quantity and quality of output
- De-medicalisation of radiology departments and isolation of professionals
- Outdated medical imaging equipment in Europe
- Plan for the purchase of new technologies, low-dose and non-ionizing radiation equipment slowed down
- Unnecessary risks for patients



How to move to global sustainability

- Sustainability through well designed plans and standards for refurbishment; patient safety and quality of care must be ensured to create trust
- EuroSafe Imaging - Any equipment update policy must be safety driven
- ESR collaboration with ISR and ISRQSA on universal health coverage, incl. equal access to state-of-the-art imaging services
- Close collaboration with WHO and IAEA → role of imaging in global health agenda
- ECR – green meeting (Austrian Ecolabel)





European Congress of Radiology

ECR
2020

VIENNA

MARCH 11-15

THANK YOU &
See you in Vienna!

Visit us at:

facebook.com/myESR

twitter.com/myESR

youtube.com/myESR